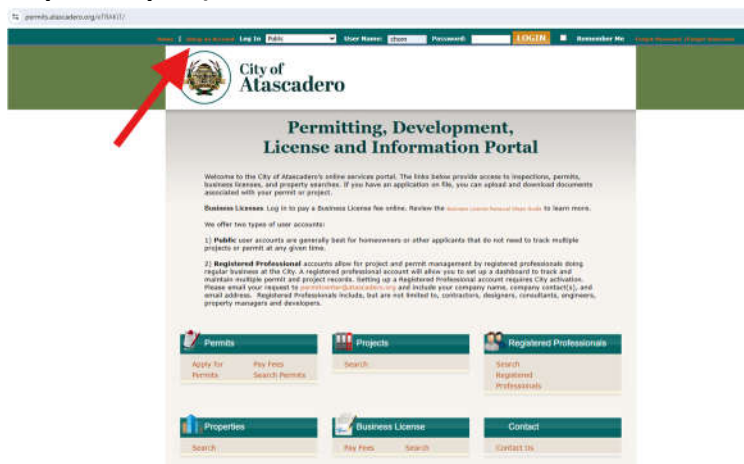




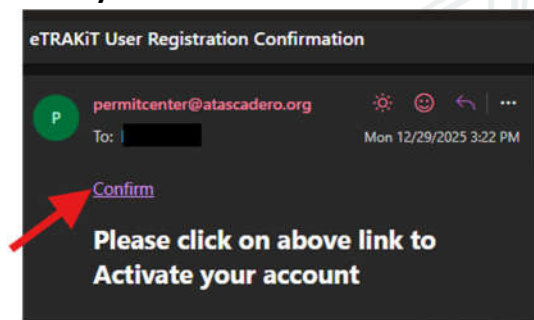
PAY YOUR BUSINESS LICENSE RENEWAL ONLINE

Follow these steps:

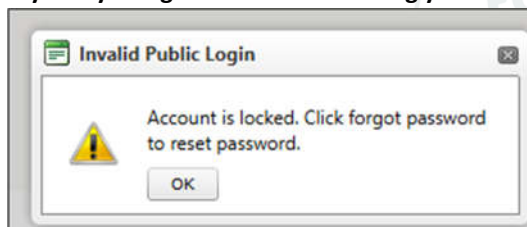
1. Visit <https://permits.atascadero.org/etrakit/>
2. Click “SETUP AN ACCOUNT” at the top of the page (if you already have an account, skip to Step #4)



3. Check your email inbox for and confirm your account

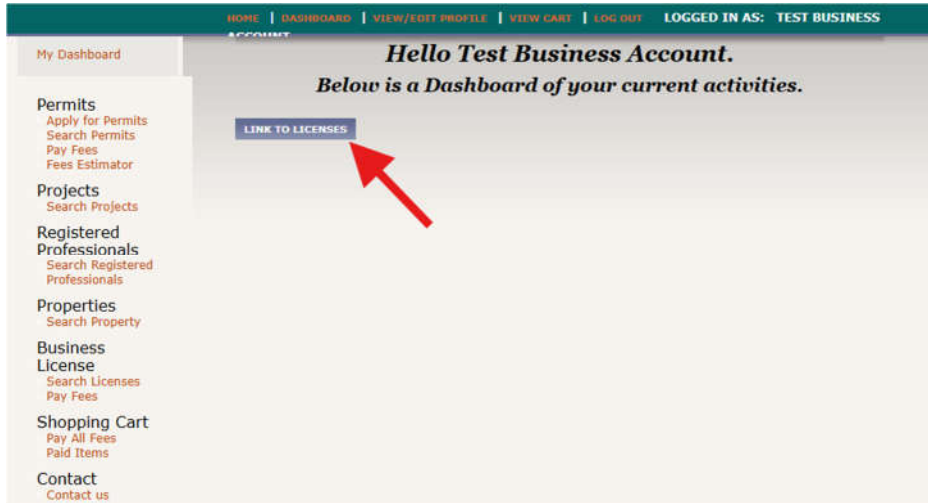


If you try to sign in before confirming your account, you'll receive the following error message:

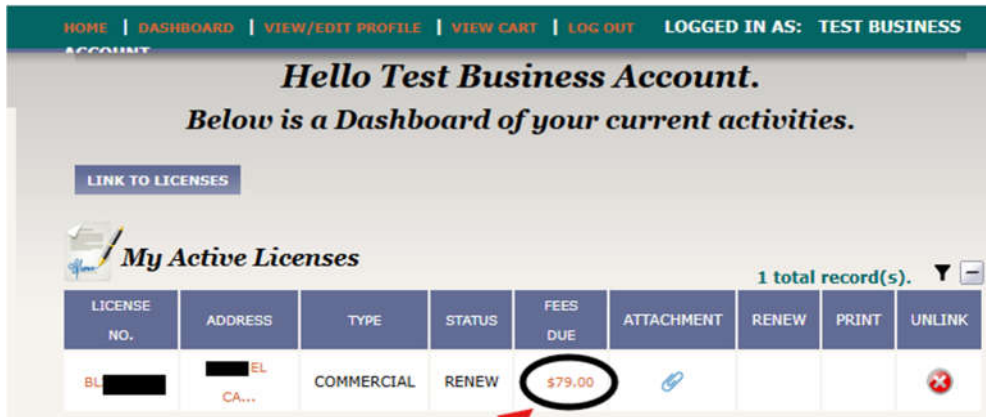


Working together to **serve**, build **community** and enhance **quality of life**.

4. Sign into your account (if you've created a new account, there will be no current activities listed)



5. Click on "LINK TO LICENSES"
6. Enter your full business license number (include letters and dashes if applicable)
7. Repeat steps 4 and 5 to add any additional licenses you would like to pay for
8. Once you've located your business license(s), click on the numerical amount listed in the "FEES DUE" column



9. Select the fees to pay (all listed fees will be selected by default)
10. Click on "PROCEED TO CHECKOUT" to complete your payment